

2023 CLIMATE SURVEY RESULTS

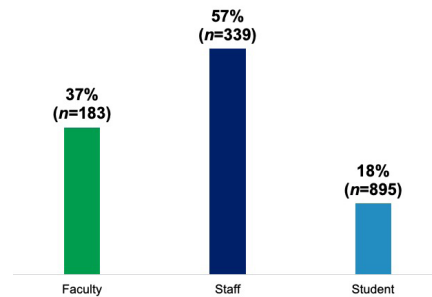
UNIVERSITY OF TENNESSEE AT MARTIN



PROCESS

The University of Tennessee System (UT) partnered with Gallup to develop and distribute the 2023 Campus Climate Survey. The survey was administered via web January 23 - February 21, 2023 to all currently-enrolled students as well as full- and part-time faculty and staff at UT Chattanooga, UT Health Science Center, UT Knoxville, UT Martin, UT Southern and the UT System administration office. Participants received survey invitations and up to seven reminder emails.

Response Rates



KEY TAKEAWAYS

RESPONSE RATE

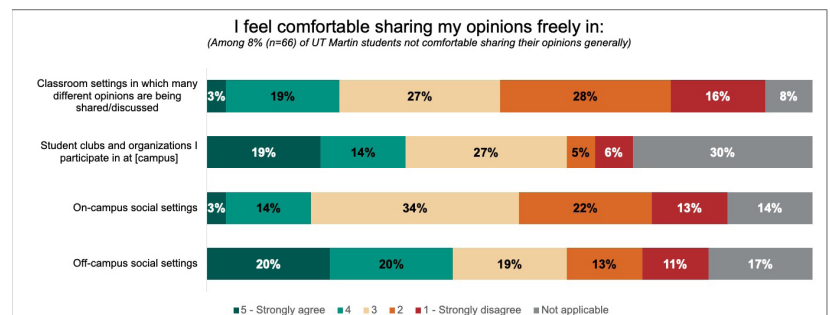
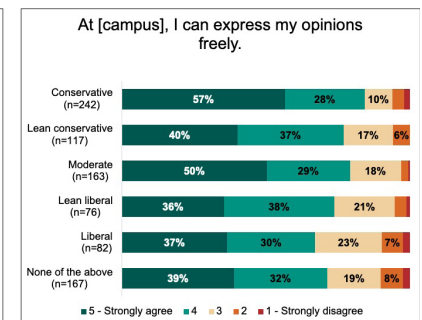
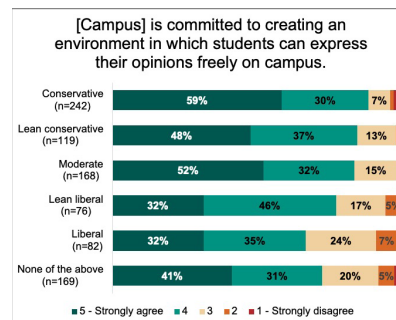
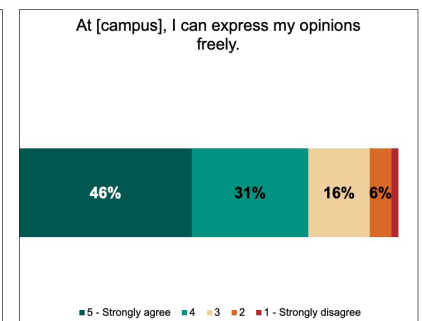
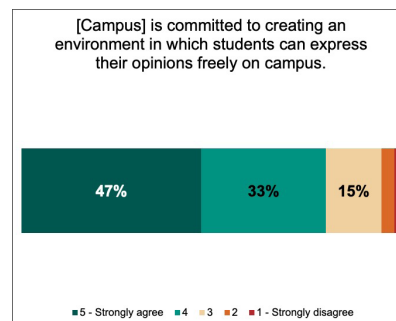
UT Martin saw a response rate of 37% faculty, 57% staff and 18% students.

STUDENTS

95% of UT Martin students say their campus is committed to free expression, and 8% personally feel uncomfortable expressing themselves.

Students who identify as liberal are less likely to feel comfortable expressing themselves freely on campus at UT Martin.

Among the 8% of UT Martin students who are generally uncomfortable sharing their opinions, classroom and on-campus social settings are the environments where students are least likely to feel comfortable.



Few UT Martin students (1% to 3%) are uncomfortable sharing their opinions in each of four distinct on- and off-campus environments.

Three percent of UT Martin students are uncomfortable sharing their opinions in class due to concerns about how their professor will evaluate them.

97% of UT Martin students say they are exposed to diverse views on their campus.

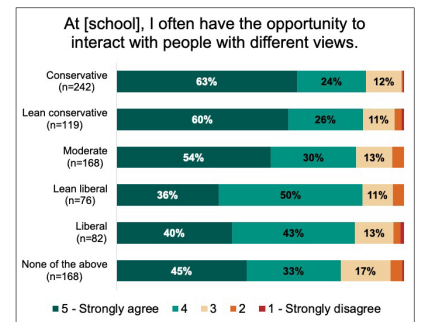
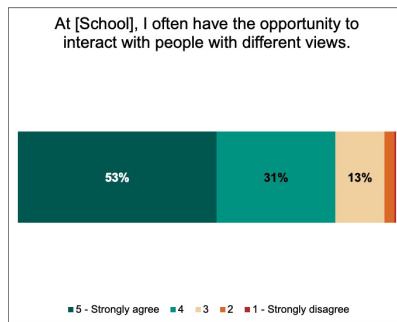
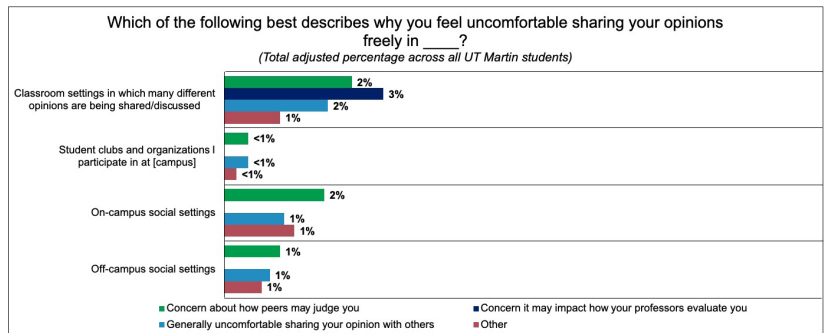
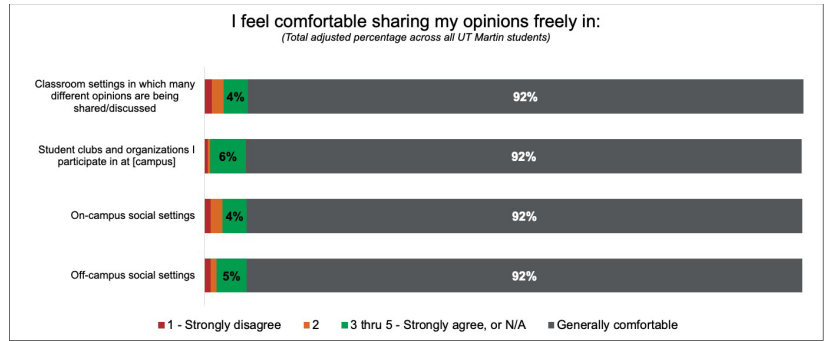
FACULTY/STAFF

87% of faculty and 84% of staff agree UT Martin is committed to creating an environment of free expression.

Moderate faculty and staff are most confident in UT Martin's commitment to free expression; liberal and conservative employees express similar levels of comfort.

74% of faculty and 80% of staff are comfortable sharing their personal opinions on campus.

Both liberal and conservative faculty and staff are more likely than moderates to feel uncomfortable expressing themselves on campus.



*Percentages less than 5% not shown

