

2023 CLIMATE SURVEY RESULTS

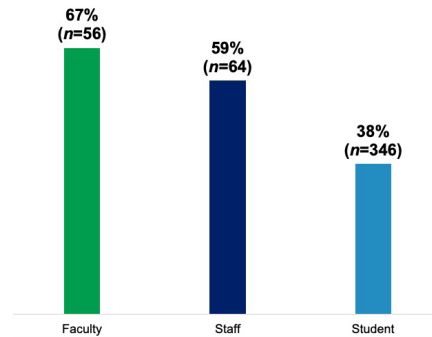
UNIVERSITY OF TENNESSEE SOUTHERN



PROCESS

The University of Tennessee System (UT) partnered with Gallup to develop and distribute the 2023 Campus Climate Survey. The survey was administered via web January 23 - February 21, 2023 to all currently-enrolled students as well as full- and part-time faculty and staff at UT Chattanooga, UT Health Science Center, UT Knoxville, UT Martin, UT Southern and the UT System administration office. Participants received survey invitations and up to seven reminder emails.

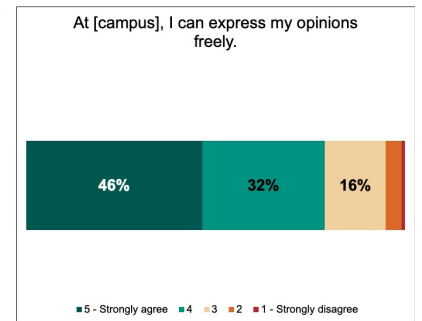
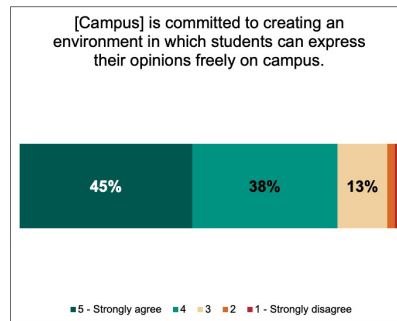
Response Rates



KEY TAKEAWAYS

RESPONSE RATE

UT Southern saw a high response rate from faculty, staff and students, with 67% of faculty, 59% of staff and 38% of students, surpassing Gallup's standard student response rate of 5%.

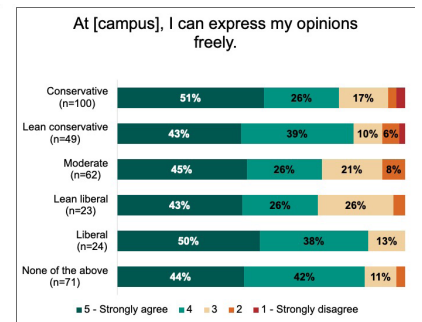
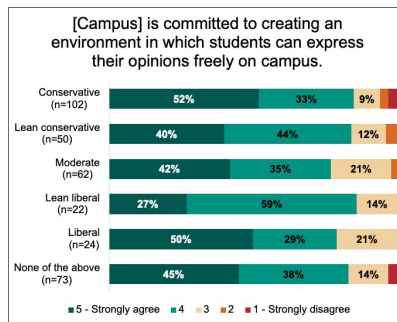


*Percentages less than 5% not shown

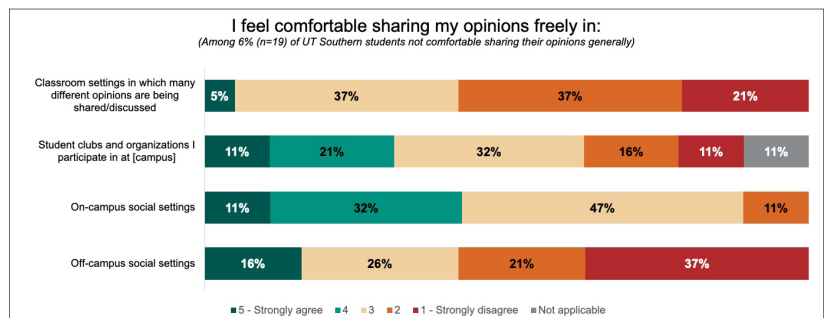
STUDENTS

97% of UT Southern students say their campus is committed to free expression; 95% personally feel comfortable expressing themselves.

Political ideology does not appear to significantly impact UT Southern students' comfortability in expressing their opinions on campus.



Though very few UT Southern students are uncomfortable sharing their opinions, those who are uncomfortable are most likely to cite discomfort in the classroom and off-campus social settings.



Very few UT Southern students (1% to 3%) are not comfortable sharing their opinions in each of four distinct on- and off-campus environments.

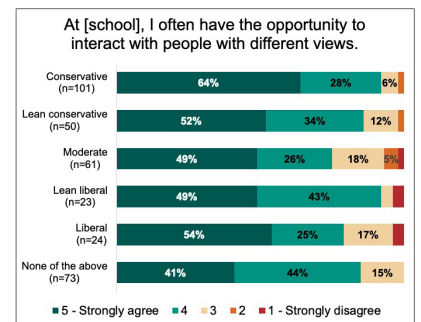
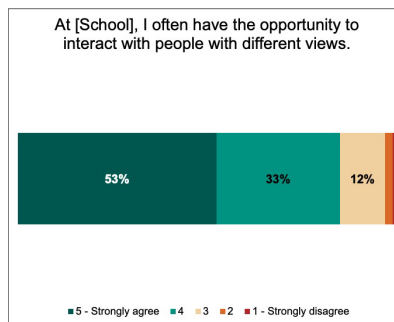
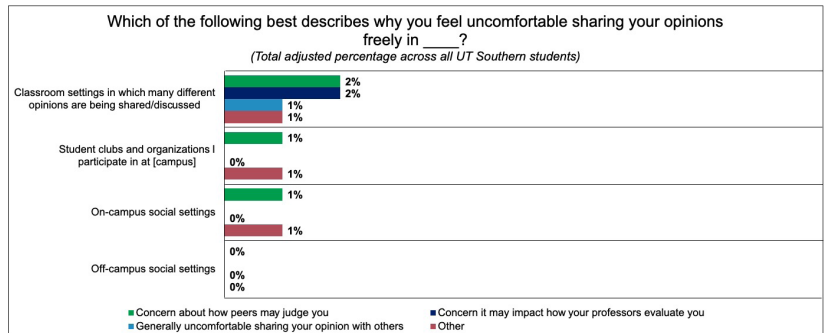
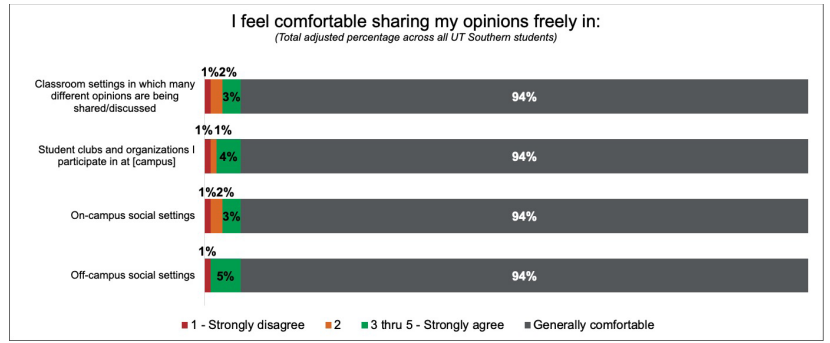
97% of UT Southern students say they are exposed to diverse views on their campus.

FACULTY/STAFF

94% of faculty and 89% of staff agree UT Southern is committed to creating an environment of free expression.

Considering limited sample sizes, no clear ideological trends arise regarding UT Southern employees' confidence in the institution's commitment to free expression.

89% of faculty and 86% of staff are comfortable sharing their personal opinions on campus



*Percentages less than 5% not shown

